

Dustproof

Industrial

IP 66

Water, vapor & dust proof.

Our IP66 LED dustproof is composed of a UV stabilized polycarbonate body which gives excellent protection from long-term degradation from sunlight as well as an IK08/5J optic impact rating. This stout luminaire is fully serviceable and comes with a standard ambient temperature rating of up to 35 degrees Celsius. (Higher on request)



Proudly manufactured in
South Africa using
European LED Technology



kV Protection:
1kV-2kV,
4kV or 10kV on
request



Indoor



SABS
Approved



5 Year
Warranty

energywise

Better light
through research.



Jack of no shade.

Our SABS approved dustproof luminaire has a premium body imported from Spain, components from Germany & Italy and are assembled, designed and produced in South Africa. The result, a dustproof light fitting leagues above the competition and perfectly suited to a host of environments.

For fast installation and low maintenance you really can't do better, and we haven't even mentioned the exceptional human centric light quality. Talk about the full package, this is a beautiful piece of tech made to look simple and perform to the highest standard.

Dustproofs are found in every other building and have been popular for years. We have carried on with that same durable form factor and gave it a serious upgrade. LED technology has come so far and now properly outstrips old Fluorescents with longevity, efficiency, light quality and perhaps most importantly, electrical costs.

***25°C is for Textbooks, Not Africa's Sun:
All EW Lights are designed for the 30°C Reality. Minimum.**

KEY FEATURES

3 SIZE OPTIONS

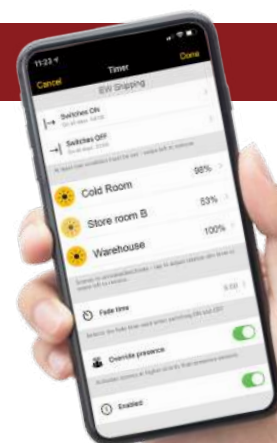
- Dustproof 2 Foot 600mm
- Dustproof 4 Foot 1200mm
- Dustproof 5 Foot 1500mm

DIFFUSER

- Impact rating IK08/5J

TEMPERATURE

- Ambient room temperature standard -5°C to +35°C.



Optional:
Bluetooth, Wifi,
Dali & Bi Level.
Casambi App
featured above.



Specifications

Spec'ed for **every** situation.



KV Protection:
1kV-2kV. 4kV or
10kV on request



5000K standard
3000K, 4000K,
6500K available
CR>80 R9>13



Indoor/Outdoor



Impact Resistance:
IK08/5J



Diffuser:
Polycarbonate

Dustproof

2 Foot

Raw Lumen:
Effective Lumen:

2920 lm 3280 lm
2540 lm 2830 lm

240V:

18W 21W

Raw Efficacy:
Effective Efficacy:

161 lm/w 155 lm/w
140 lm/w 134 lm/w

L90 B10 @ 25°:
L80 B10 @ 35°:

>54000Hrs
>50000 Hrs

4 Foot

5840 lm 7528 lm
5052 lm 6276 lm

36W 45W

156 lm/w 142 lm/w
144 lm/w 138 lm/w

>54000Hrs
>50000 Hrs

5 Foot

7300 lm 8200 lm
6800 lm 7578 lm

44W 50W*

160 lm/w 154 lm/w
149 lm/w 142 lm/w

>54000Hrs
>50000 Hrs

Longboard

Raw Lumen:
Effective Lumen:

5496 lm 6338 lm
4986 lm 5556 lm

240V:

36W 41W

Raw Efficacy:
Effective Efficacy:

155 lm/w 156 lm/w
141 lm/w 137 lm/w

L90 B10 @ 25°:
L80 B10 @ 35°:

>54000Hrs
>50000 Hrs

6870 lm 7923 lm
6345 lm 7070 lm

44W 51W

156 lm/w 157 lm/w
144 lm/w 140 lm/w


>54000Hrs
>50000 Hrs

Fitting Length: **620mm**

1250mm

1540mm

*The 50W is only available
as a 30° fitting



Installation

Easy to install,
Saving you time & money

The Dustproof can either be installed as pendant or surface mounted.

Suspension Mounting

Spring Quick snap-on triangular attachment, no tools required.

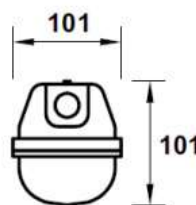
Surface - Simple, quick surface installation (installation instructions provided in box)

Disclaimer:

Although every effort is made to ensure that at the time of publication, the technical details here within, are accurate, true and in line with the latest production specifications, we do reserve the right to change or upgrade any of the details without prior notice, agreement or warning, for any of our products or components. Our products and their performance are in constant evolution through:

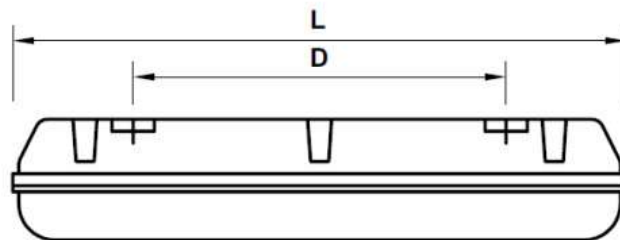
- technology upgrades to improve energy efficiency and performance, increased safety and cost effectiveness
- to comply or conform to suppliers updates or according to new safety standards.

The true nature of any upgrade is always to provide a better product, therefore, there will be no recourse for any complaints or claims of any nature regarding changes to specs. We are ISO 9001-2015 compliant and our assembly line follows IEC 60958 guidelines – our products are covered by a Product Liability Policy. Our LED products are covered by a 5 year warranty* *T&C's apply, please check with Head Office for further details.



Dimensions

L	D
660	390
1277	800
1573	1100



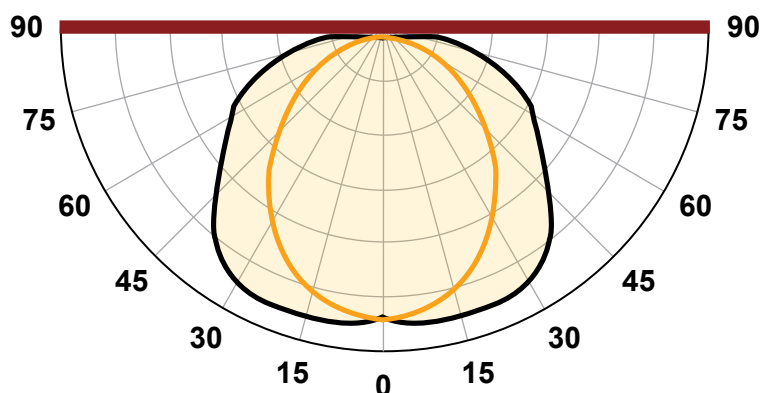
Distribution Options

The light you need, where you want it.

LED Dustproofs protect your LEDs, and offer light onto a specific area, surface, or object. Floodlighting is a basic element of both interior and exterior lighting. These outdoor/indoor luminaires are not meant to only project a wide spread of light.

Dustproofs are ideal for lighting up passages, walkways and car parks, with a soft feel but effective lighting solution. This premium dustproof body and components are sourced from leading manufacturers in Europe.

Dustproof Distribution



A Closer Look

Engineered to the highest standards.

Diffuser

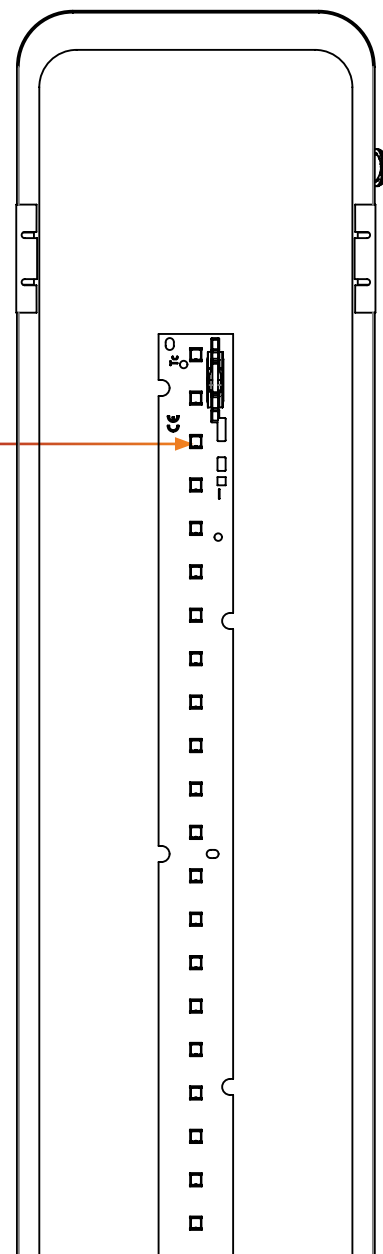
Polycarbonate diffuser offers great IK08 impact protection and efficient distribution of light. The continuous silicone gasket allows a water-resistant (IP66) assembly.

LEDs

Source from the best component manufactures in Europe to ensure maximum lifespan, quality and light spectrums.

Finishings

All fasteners are Stainless Steel for longevity.



energywise LED DUSTPROOF VS FLUORESCENT DUSTPROOF

SHORT BOARD		Gear and lamp type	Lamp	Lumen	Total lamp Lm's	Fitting efficiency	Effective Fitting lumen	Lumen lamp depreciation	Effective lumen at end of life	Fitting wattage	Lamp life hours	Lumen comparison	Energy saving	Lamp life
Dustproof 2x36W	1200mm	EM Monoph	2x	2600	5200	66%	3432	80%	2746	77W	9000			
Dustproof 36W	1200mm	LED			5500	91%	4986	80%	3989	36W	50 000 to 75 000	145% ↑	53% ↑	5~7 times
Dustproof 41W	1200mm	LED			6340	88%	5600	80%	4480	41W	50 000 to 75 000	163% ↑	47% ↑	5~7 times

LONG BOARD		Gear and lamp type	Lamp	Lumen	Total lamp Lm's	Fitting efficiency	Effective Fitting lumen	Lumen lamp depreciation	Effective lumen at end of life	Fitting wattage	Lamp life hours	Lumen comparison	Energy saving	Lamp life
Dustproof 2x58W	1500mm	EM Monoph	2x	4600	9200	66%	6072	80%	4858	124W	9000			
Dustproof 44W	1500mm	LED			6870	92%	6300	80%	5040	44W	50 000 to 75 000	104% ↑	65% ↑	5~7 times
Dustproof 51W	1500mm	LED			7920	89%	7070	80%	5656	51W	50 000 to 75 000	116% ↑	59% ↑	5~7 times

Effective lumen output after warmup:

We follow the same practice as other professional manufacturers in providing Effective Performance Data (Lumens, Watts and L&B) that are inclusive of driver and LED thermal losses during the warm-up period. This can only be achieved by performing the Energy and Photometric Measurement after the LED, within the fitting, is left ON, until a stable and constant Lumen output is reached, ie. reaching a thermally stable condition within the LED assembly at a Ta of 35°C.

Unfortunately it's not uncommon to find suppliers using incomplete data suggesting Efficacy Lumen value to be 10 to 20% higher than the True Effective value.

This misrepresentation is achieved by using Raw LED photometric data that does not include any of the driver losses (generally 2-5 %) and any thermal adjustment losses (this can take 20-240 min & account for 7-15%) In some extreme cases Effective Lumen is completely misquoted and only the Raw value is mentioned with much higher values.

In both these cases True Effective Lumen is misrepresented and unlawful.

Disclaimer:

Although every effort is made to ensure that at the time of publication, the technical details here within, are accurate, true and in line with the latest production specifications, we do reserve the right to change or upgrade any of the details without prior notice, agreement or warning, for any of our products or components. Our products and their performance are in constant evolution through:

- technology upgrades to improve energy efficiency and performance, increased safety and cost effectiveness
- to comply or conform to suppliers updates or according to new safety standards.

The true nature of any upgrade is always to provide a better product, therefore, there will be no recourse for any complaints or claims of any nature regarding changes to specs. We are ISO 9001-2015 compliant and our assembly line follows IEC 60958 guidelines – our products are covered by a Product Liability Policy. Our LED products are covered by a 5 year warranty* *T&C's apply, please check with Head Office for further details.



Features

Standard across the EX Dustproof range.



Indoor/Outdoor



Top Bin Chips <3 MacAdams.



Polycarbonate Body.



Serviceable: All units are serviceable and all parts replaceable.



5000K Standard, 3000K, 4000K, 6500K on request.



Colour rendition index 80+



LED Life Rating: L90 B10



Earth connection and CLASS I insulation fixture.



Optic impact rating IK08/5J.



Voltage surge protection 1-2kV.



All screws & mini shackles in stainless steel.



Suspended by chain or steel cable. (not included)



Surface mount.



Sustainably Recyclable.

Extras

Optional extras.



Casambi Bluetooth technology.



All units can be fitted with Dali or bi-level driver.



Replaceable surge protection. Up to 10kV.



IES files available.



Emergency battery backup



VOLTpro



Tamperproof version available.



5 year warranty:

Please visit
www.energywise.co.za

Designed and
Manufactured by

energywise

Better Light
Through Research.

sales@energywise.co.za | www.energywise.co.za

T: +27 31 764 2345 / +27 87 941 0012

Physical address: Unit 5 Edstan Business Park, 2 Ibhuhesi Road, Riverhorse Valley, Durban, South Africa, 4017

Postal address: PO Box 1166, Kloof, South Africa, 3640



Energywise lighting options

Energywise specialises in LED luminaries for industrial, EX, commercial and horticultural applications.

Lights on

INDUSTRIAL



Bay XP
Factories, Warehouses,
Cold rooms etc.

Standard
Height: 6-25m
IP: 65
Temp: 40/65°C

Bay XL
Factories, Warehouses,
Supply rooms etc.

Standard
Height: 3-20m
IP: 40
Temp: 30°C

Bay XE
Factories, Warehouses,
Supply rooms etc.

Standard
Height: 6-25m
IP: 20
Temp: 30°C

DUSTPROOF
Warehouses, Car
parks, Corridors.

Standard
Height: 2.5-8m
IP: 66
Temp: 35°C

Torch Bulkhead
Heavy industrial areas.

Standard
Height: 2-10m
IP: 65
Temp: 30°C



RETROFIT



Bay XF
Get the job done,
Glare-Free.

Standard
Height: 2-10m
IP: 20
Temp: 30°C

Plate XP
Swiss army knife
of lighting.

Standard
Height: 0.35m
IP: 65
Temp: 35°C

TOBLO bay
Factories, Warehouses,
Supply rooms etc.

Standard
Height: 6-25m
IP: 20
Temp: 40/30°C

Retrofit 44
Converting old HID
tech to LED

Standard
Height: 8m
IP: 00
Temp: 30°C


Retrofit 22
Converting old HID
bulkhead to LED

Standard
Height: 10m
IP: 00
Temp: 35°C

Bricklight
Recessed wall light

Standard
Height: 2m
IP: 00
Temp: 30°C

RETAIL & COMMERCIAL



LEDrail 1000
Shops, Production
facilities, parking

Standard
Height: 2.5-10m
IP: 40
Temp: 30°C

LEDrail 2000
Shops, Sheds,
Underground parking

Standard
Height: 2.5-10m
IP: 40
Temp: 30°C

LEDrail 4000
Retail, board rooms,
department stores.

Standard
Height: 2.5-6m
IP: 40
Temp: 35°C

LEDrail 8000
Retail, board rooms,
department stores.

Standard
Height: 2.5-6m
IP: 40
Temp: 35°C

LEDrail 4-100
All retail outlets,
showrooms, offices etc




Standard
Height: 2.5-10m
IP: 40
Temp: 35°C

LEDrail 4LCO
Shops, Production
facilities, showrooms etc

Standard
Height: 2.5-10m
IP: 40
Temp: 35°C

Linear 4-300
Glare free
precision lighting

Standard
Height: 2.5-10m
IP: 40
Temp: 35°C



EX



Downlighter
Offices, retail and
hospitality settings.

Standard
Height: 0.15m
IP: 40
Temp: 30°C

Panel 600x600
Offices, healthcare,
educational facilities.

Standard
Height: 0.6m
IP: 40
Temp: 30°C

Panel 1200x600
Offices, commercial,
educational settings.

Standard
Height: 0.6m
IP: 40
Temp: 30°C

EX Bay XP
Factories, Warehouses,
Mills, Marine etc.

Standard
Height: 6-25m
IP: 65
Temp: 40°C

**EX DUSTPROOF
PREMIUM** Warehouses,
Car parks, Mills.

Standard
Height: 2.5-8m
IP: 65
Temp: 35°C



EX DUSTPROOF
Warehouses, Car
parks, Corridors, Mills.

Standard
Height: 2.5-8m
IP: 65
Temp: 35°C

EX Pod
Factories, Mines,
Marine etc.

Standard
Height: 2-5m
IP: 68
Temp: 40°C

EARTH



EX Torch
Heavy industrial
areas.

Standard
Height: 2-10m
IP: 65
Temp: 40°C

EARTHbay
Horticulture, Open
areas etc

Standard
Height: 2.5m
IP: 65
Temp: 35°C

EARTHplate
Horticulture, Rack/
Under shelf etc

Standard
Height: 0.5m
IP: 65
Temp: 35°C

EARTHpod
Horticulture,
Propagation, Racks etc.

Standard
Height: 0.2m
IP: 65
Temp: 35°C

EARTHaxis
Grow tent
horticulture

Standard
Height: 0.2m
IP: 65
Temp: 35°C

Job done

energywise

Better light
through research.