

# EX Dustproof

ZONE  
21/22

EX

IP  
65

## Explosion, water, vapour & dust proof.

Our IP66 LED dustproof is composed of a UV stabilized polycarbonate body which gives excellent protection from long-term degradation from sunlight as well as an IK08/5J diffuser impact rating.



Ex tb IIIC T85°C Db IP65  
MASC S/20-2130X



Proudly manufactured in  
South Africa using  
European LED Technology



kV Protection:  
Up to 4kV, 10kV  
on request



Indoor



Diffuser:  
IK08/5J



5 Year  
Warranty

**energywise**

Better light  
through research.

# INTRODUCING



**A stout EX luminaire that is fully serviceable and rated for zone 21 and 22 applications.**

**Our EX Dustproof** comes with an ambient temperature rating of up to  $\leq 35$  degrees. We have two variants of this luminaire, whilst the econo ticks all the zone 21 and 22 applications the premium adds a vandal resistant shroud and more elegant aesthetic

**We then manufactured** these fittings utilizing EX technology sourced from the leading component manufacturers in Europe. These luminaries were then put through months of testing to ensure that the final product could deliver against our exacting specifications

**The final result,** an EX light years in the making, yet at the leading edge of technological advancements in LED EX light technology, available today.

\*25°C is for Textbooks, Not Africa's Sun:  
All EW Lights are designed for the 30°C Reality. Minimum.

## KEY FEATURES

### 3 SIZE OPTIONS

- EX Dustproof 2 Foot
- EX Dustproof 4 Foot
- EX Dustproof 5 Foot

### DIFFUSER

- Impact rating IK08/5J

### TEMPERATURE

- Ambient room temperature -25°C to  $\leq 35$ °C.



**Optional:**  
Bluetooth, Wifi,  
Dali & Bi Level.  
Casambi App  
featured above.



# Specifications

Spec'ed for **every** situation. All our EX BayXP fittings are zone 21 & 22 certified:  
Ex 1b IIIC T85°C Db IP65 - MASC S/20-2130X



**kV Protection:**  
Up to 4kV, 10kV on request



**5000K standard**  
3000K, 4000K, 6500K available  
CR>80 R9>13



**Indoor/Outdoor**



**Impact Resistance:**  
IK08/5J



**Diffuser:**  
Polycarbonate



**Construction:**  
Aluminum & Stainless Steel

## EX Dustproof

### 2 Foot 4 Foot 5 Foot

	2 Foot		4 Foot		5 Foot	
Raw Lumen:	2920 lm	4100 lm	5496 lm	6990 lm	6870 lm	9095 lm
Effective Lumen:	2540 lm	3675 lm	4986 lm	6049 lm	6345 lm	8311 lm
240V:	18W	29W	36W	45W	44W	62W
Power Factor:	0.95	0.95	0.95	0.95	0.95	0.95
Raw Efficacy:	161 lm/w	144 lm/w	155 lm/w	157 lm/w	156 lm/w	138 lm/w
Effective Efficacy:	140 lm/w	129 lm/w	141 lm/w	136 lm/w	144 lm/w	134 lm/w
L90 B10 @ 25°:	>54000Hrs		>54000Hrs		>54000Hrs	
L80 B10 @ 35°:	>50000 Hrs		>50000 Hrs		>50000 Hrs	
Fitting Length:	<b>620mm</b>		<b>1250mm</b>		<b>1540mm</b>	



### energywise

chemical agents

**Resistance KEY:**

✓	Resistant
⊖	Relatively Resistant
⊘	Non-resistant

Chemical agent	Polycarbonate	Aluminium
Acetic acid 10%	✓	✓
Acetone	⊘	✓
Alcoholic beverages	✓	✓
Aluminum sulphate	✓	✓
Ammonia 5%	⊘	✓
Aniline	⊘	✓
Arsenic acid 20%	✓	✓
Benzene	⊘	✓
Bencylic alcohol	✓	⊖
Benczyl	⊘	⊖
Bromine	⊘	⊘
Calcium Chloride	✓	✓
Calcium nitrate	✓	✓
Carbon tetrachloride	⊘	✓
Carbonic acid	⊘	✓
Caustic potash	⊘	⊘
Cement	✓	✓
Chlorhydric acid 1-5%	✓	⊘
Chlorine liquids (vapours)	⊘	⊘
Chloroform	⊘	✓
Chromic acid	⊖	⊘
Citric acid 20%	✓	✓
Copper sulphate	✓	⊘
Diesel-naphtha oil	⊖	✓
Ethyl alcohol	✓	✓
Ethyl chloride	⊘	⊖
Ethyl ether	⊘	✓
Food oils and fats	⊘	✓
Formic acid 10%	✓	⊘
Glycerine	✓	✓
Hexane	✓	✓
Iodine	⊘	⊖
Iron chloride	✓	⊖
Isopropyllic alcohol	⊖	✓
Lubricating oil	✓	✓
Magnesium sulphate	✓	✓
Methanol	⊘	✓
Mineral oils	✓	✓
Nitric acid 20%	⊖	⊘
Oxygen	✓	✓
Ozone	✓	✓
Perchloric acid 10%	✓	⊘
Petrol	⊘	✓
Phenol	⊘	✓
Potassium bromide	✓	⊖
Potassium nitrate	✓	✓
Pothassium permanganate	✓	✓
Sea climate	✓	⊖
Silicon oils	✓	✓
Soda bleach 15%	⊘	⊖
Sodium chloride	✓	⊖
Sodium hydroxide 5%	⊘	⊘
Sodium sulphate	✓	✓
Sugar	✓	✓
Sulphur	✓	✓
Sulphuric acid 30%	✓	⊘
Toluene	⊘	✓
Trichloroethylene	⊘	✓
Zinc sulphate	✓	⊖

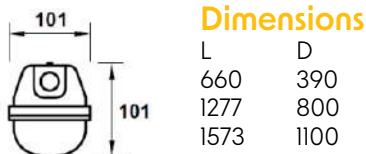
## Installation

Easy to install, **Saving** you time & money

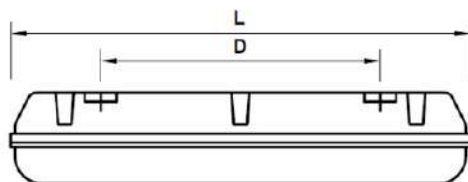
The EX Dustproof can either be installed as pendant or surface mounted.

### Suspension Mounting

**Spring** Quick snap-on triangular attachment, no tools required.



**Surface** - Simple, quick surface installation (installation instructions provided in box)



**Disclaimer:**

Although every effort is made to ensure that at the time of publication, the technical details here within, are accurate, true and in line with the latest production specifications, we do reserve the right to change or upgrade any of the details without prior notice, agreement or warning, for any of our products or components. Our products and their performance are in constant evolution through: - technology upgrades to improve energy efficiency and performance, increased safety and cost effectiveness - to comply or conform to suppliers updates or according to new safety standards. The true nature of any upgrade is always to provide a better product, therefore, there will be no recourse for any complaints or claims of any nature regarding changes to specs. We are ISO 9001-2015 compliant and our assembly line follows IEC 60958 guidelines – our products are covered by a Product Liability Policy. Our LED products are covered by a 5 year warranty\* \*T&C's apply, please check with Head Office for further details.



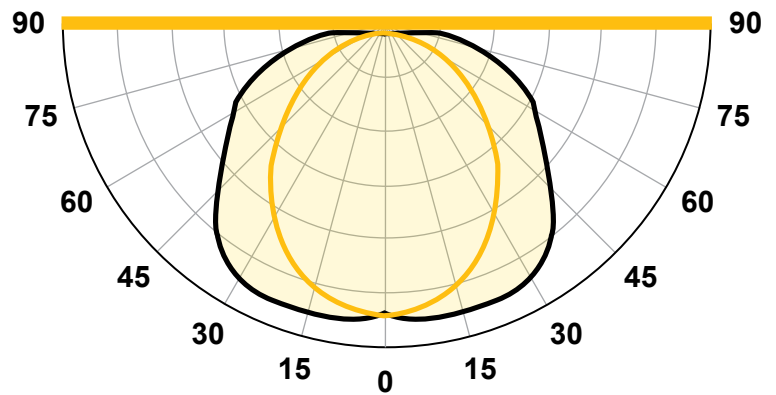
# Distribution Options

The light you need, where you want it.

**LED Dustproofs protect your LEDs,** and offer light onto a specific area, surface, or object. Floodlighting is a basic element of both interior and exterior lighting. These outdoor/indoor luminaires are not meant to only project a wide spread of light.

Dustproofs are ideal for lighting up passages, walkways and car parks, with a soft feel but effective lighting solution. This premium dustproof body is sourced from leading manufacturers in Europe.

## Dustproof Distribution



## A Closer Look

Engineered to the highest standards.

### Shroud

Aluminum shroud adds a premium element to the tamper protection whilst our Econo version is still able to maintain a zone 21/22 certification.

### Diffuser

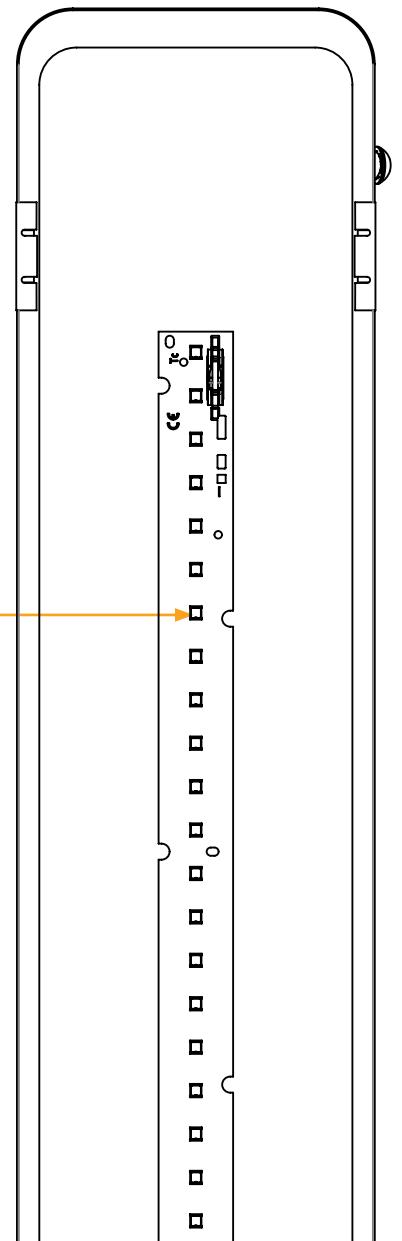
Polycarbonate diffuser offers great IK08 impact protection and efficient distribution of light. The continuous silicone gasket allows a water-resistant (IP66) assembly.

### LEDs

Source from the best component manufactures in Europe to ensure maximum lifespan, quality and light spectrums.













### Finishings

All fasteners are Stainless Steel 304 for longevity.










# Features

## Standard across the EX Dustproof range.

-  Indoor/Outdoor
-  Sustainably Recyclable.
-  Polycarbonate Body.
-  Serviceable: All units are serviceable and all parts replaceable.
-  5000K Standard, 3000K, 4000K, 6500K on request.
-  Colour rendition index 80+
-  World class LED Life rating
-  Earth connection and CLASS I insulation fixture.
-  Optic impact rating IK08/5J.
-  Voltage surge protection up to 4kv.
-  All screws & mini shackles in stainless steel 316.
-  Suspended by chain or steel cable. (not included)
-  Surface mount.
-  Top Bin Chips <3 MacAdams

# Extras

## Optional extras.

-  Casambi bluetooth technology. 
-  All units can be fitted with Dali or bi-level driver.
-  Voltage surge protection. Up to 10kv.
-  IES files available.
-  Motion Sensor
-  VOLTpro

### Effective lumen output after warmup:

We follow the same practice as other professional manufacturers in providing Effective Performance Data (Lumens, Watts and L&B) that are inclusive of driver and LED thermal losses during the warm-up period. This can only be achieved by performing the Energy and Photometric Measurement after the LED, within the fitting, is left ON, until a stable and constant Lumen output is reached, ie. reaching a thermally stable condition within the LED assembly at a Ta of 35°C. Unfortunately it's not uncommon to find suppliers using incomplete data suggesting Efficacy Lumen value to be 10 to 20% higher than the True Effective value. This misrepresentation is achieved by using Raw LED photometric data that does not include any of the driver losses (generally 2-5 %) and any thermal adjustment losses (this can take 20-240 min & account for 7-15%) In some extreme cases Effective Lumen is completely misquoted and only the Raw value is mentioned with much higher values. In both these cases True Effective Lumen is misrepresented and unlawful.



**5 year warranty:**  
Please visit  
[www.energywise.co.za](http://www.energywise.co.za)

Designed and  
Manufactured by

**energywise**

Better Light  
Through Research.

[sales@energywise.co.za](mailto:sales@energywise.co.za) | [www.energywise.co.za](http://www.energywise.co.za)

T: +27 31 764 2345 / +27 87 941 0012

Physical address: Unit 5 Edstan Business Park, 2 Ibhubesi Road, Riverhorse Valley, Durban, South Africa, 4017

Postal address: PO Box 1166, Kloof, South Africa, 3640



# Energywise lighting options

Energywise specialises in LED luminaires for industrial, EX, commercial and horticultural applications.

## Lights on

### INDUSTRIAL



**Bay XP**  
Factories, Warehouses,  
Cold rooms etc.

**Standard**  
Height: 6-25m  
IP: 65  
Temp: 40/65°C

**Bay XL**  
Factories, Warehouses,  
Supply rooms etc.

**Standard**  
Height: 3-20m  
IP: 40  
Temp: 30°C

**Bay XE**  
Factories, Warehouses,  
Supply rooms etc.

**Standard**  
Height: 6-25m  
IP: 20  
Temp: 30°C

**DUSTPROOF**  
Warehouses, Car  
parks, Corridors.

**Standard**  
Height: 2.5-8m  
IP: 66  
Temp: 35°C

**Torch Bulkhead**  
Heavy industrial areas.

**Standard**  
Height: 2-10m  
IP: 65  
Temp: 30°C



**HIGHbay XF**  
Light industrial econo  
low bay.

**Standard**  
Height: 2-10m  
IP: 20  
Temp: 30°C

**LOWbay XF**  
Light industrial econo  
low bay, Task lighting.

**Standard**  
Height: 2-10m  
IP: 20  
Temp: 30°C

**Plate XP**  
Swiss army knife  
of lighting.

**Standard**  
Height: 0.35m  
IP: 65  
Temp: 35°C

**TOBLO bay**  
Factories, Warehouses,  
Supply rooms etc.

**Standard**  
Height: 6-25m  
IP: 20  
Temp: 40/30°C

**Retrofit 44**  
Converting old HID  
tech to LED

**Standard**  
Height: 8m  
IP: 00  
Temp: 30°C


**Retrofit 22**  
Converting old HID  
bulkhead to LED

**Standard**  
Height: 10m  
IP: 00  
Temp: 35°C

**Bricklight**  
Recessed wall light

**Standard**  
Height: 2m  
IP: 00  
Temp: 30°C

## RETAIL & COMMERCIAL



**LEDrail 1000**  
Shops, Production  
facilities, parking

**Standard**  
Height: 2.5-10m  
IP: 40  
Temp: 30°C

**LEDrail 2000**  
Shops, Sheds,  
Underground parking

**Standard**  
Height: 2.5-10m  
IP: 40  
Temp: 30°C

**LEDrail 4000**  
Retail, board rooms,  
department stores.

**Standard**  
Height: 2.5-6m  
IP: 40  
Temp: 35°C

**LEDrail 8000**  
Retail, board rooms,  
department stores.

**Standard**  
Height: 2.5-6m  
IP: 40  
Temp: 35°C

**LEDrail 4-100**  
All retail outlets,  
showrooms, offices etc




**Standard**  
Height: 2.5-10m  
IP: 40  
Temp: 35°C

**LEDrail 4LCO**  
Shops, Production  
facilities, showrooms etc

**Standard**  
Height: 2.5-10m  
IP: 40  
Temp: 35°C

**DLBR-LED**  
Glare free  
precision lighting

**Standard**  
Height: 2.5-10m  
IP: 40  
Temp: 35°C



**Downlighter**  
Offices, retail and  
hospitality settings.

**Standard**  
Height: 0.15m  
IP: 40  
Temp: 30°C

**Panel 600x600**  
Offices, healthcare,  
educational facilities.

**Standard**  
Height: 0.6m  
IP: 40  
Temp: 30°C

**Panel 1200x600**  
Offices, commercial,  
educational settings.

**Standard**  
Height: 0.6m  
IP: 40  
Temp: 30°C

**EX Bay XP**  
Factories, Warehouses,  
Mills, Marine etc.

**Standard**  
Height: 6-25m  
IP: 65  
Temp: 40°C

**EX DUSTPROOF  
PREMIUM** Warehouses,  
Car parks, Mills.

**Standard**  
Height: 2.5-8m  
IP: 65  
Temp: 35°C


**EX DUSTPROOF**  
Warehouses, Car  
parks, Corridors, Mills.

**Standard**  
Height: 2.5-8m  
IP: 65  
Temp: 35°C

**EX Pod**  
Factories, Mines,  
Marine etc.

**Standard**  
Height: 2-5m  
IP: 68  
Temp: 40°C

## EARTH



## Job done

**EX Torch**  
Heavy industrial  
areas.

**Standard**  
Height: 2-10m  
IP: 65  
Temp: 40°C

**EARTHbay**  
Horticulture, Open  
areas etc

**Standard**  
Height: 2.5m  
IP: 65  
Temp: 35°C

**EARTHplate**  
Horticulture, Rack/  
Under shelf etc

**Standard**  
Height: 0.5m  
IP: 65  
Temp: 35°C

**EARTHpod**  
Horticulture,  
Propagation, Racks etc.

**Standard**  
Height: 0.2m  
IP: 65  
Temp: 35°C

**EARTHaxis**  
Grow tent  
horticulture

**Standard**  
Height: 0.2m  
IP: 65  
Temp: 35°C

**energywise**

Better light  
through research.