

DLBR-LED

Glare free precision lighting

Our DLBR (Double-Low Brightness) luminaires have specialized recessed lenses that eliminates glare and ensures uniform light distribution for a great visual experience. The lenses are designed to be glare-free, reducing eye strain and discomfort. They provide both stunning aesthetics and stellar performance for your space.

Available in
Tunable White



Retail

IP
40



Proudly manufactured in
South Africa using
European LED Technology



kV Protection:
2kV-4kV.
10kV on request



Indoor



Acrylic
Lens



5 Year
Warranty

energywise

Better light
through research.

Double-Low Brightness Luminaire

Precise & Discreet

All our DLBR luminaires are meticulously crafted to offer discreet illumination, providing just enough light visibility without revealing the light source itself. Powered by our recessed low UGR lens and honeycomb buffer, this innovative design offers precise control over light distribution from the luminaire, effectively reducing glare and preventing light from overpowering the space. The source remains virtually undetectable unless viewed directly from below, ensuring a seamless and unobtrusive lighting experience.

Our efficient low UGR (Unified Glare Rating) lens uses advanced optics with 65° or 90° light emission angles, paired with a "honeycomb" grid for an exceptional low-glare light. It maintains high color constancy (CLC) and even illumination in low ceiling spaces, making it ideal for recessed, surface-mounted, and suspended luminaires in offices, stores and architectural applications.

WATCH HERE



KEY FEATURES

KELVINS & CRI OPTIONS

- CRI 80 - 3000K, 4000K, 5000K, 6500K
- CRI 90 - 3000K, 4000K, 5000K, 6500K

OPTICS

- Available in 65°C, 90°C and asymmetrical

MOUNTING OPTIONS

- Ceiling, Floating or Pendant
- Suspended
- Surface mount



Optional:
Bluetooth, Wifi,
Dali & Bi Level.
Casambi App
featured above.



*25°C is for Textbooks, Not Africa's Sun:
All EW Lights are designed for the 30°C Reality. Minimum.

Specifications

From office spaces to commercial settings.

Standard fitting finish options are white, and black. Bespoke colour options on request.



kV Protection:
2kV, 4kV or 10kV
on request



5000K standard
3000K, 4000K,
6500K available
CR>80 R9>13



Indoor



Optional:
Tuneable white



Optimised UGR:
Efficient optics,
provide very
low glare



High CLC:
Optics with
constant light
colour



**Acrylic
Optics**

"Honeycomb" Linear Grids available in Black & White

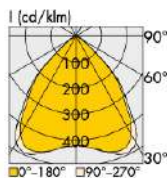


OR

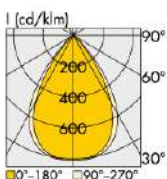
ALSO AVAILABLE IN 2RX2 GRIDS



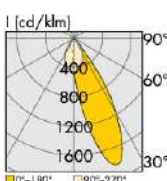
DESIGNED FOR 1RX2 OPTICS 65° OR 90°



Wide 90°



Medium 65°



Asymmetrical



DLBR-LED DOWNLIGHTER



5 year warranty:
Please visit
www.energywise.co.za

The light is in your hands

The ultimate solution for customizable lighting – our advanced downlighter, designed to put you in control. This innovative fitting allows you to tailor your lighting layout to perfectly match your needs. Achieve your desired glare-free, even illumination with ease, ensuring a comfortable and productive environment.

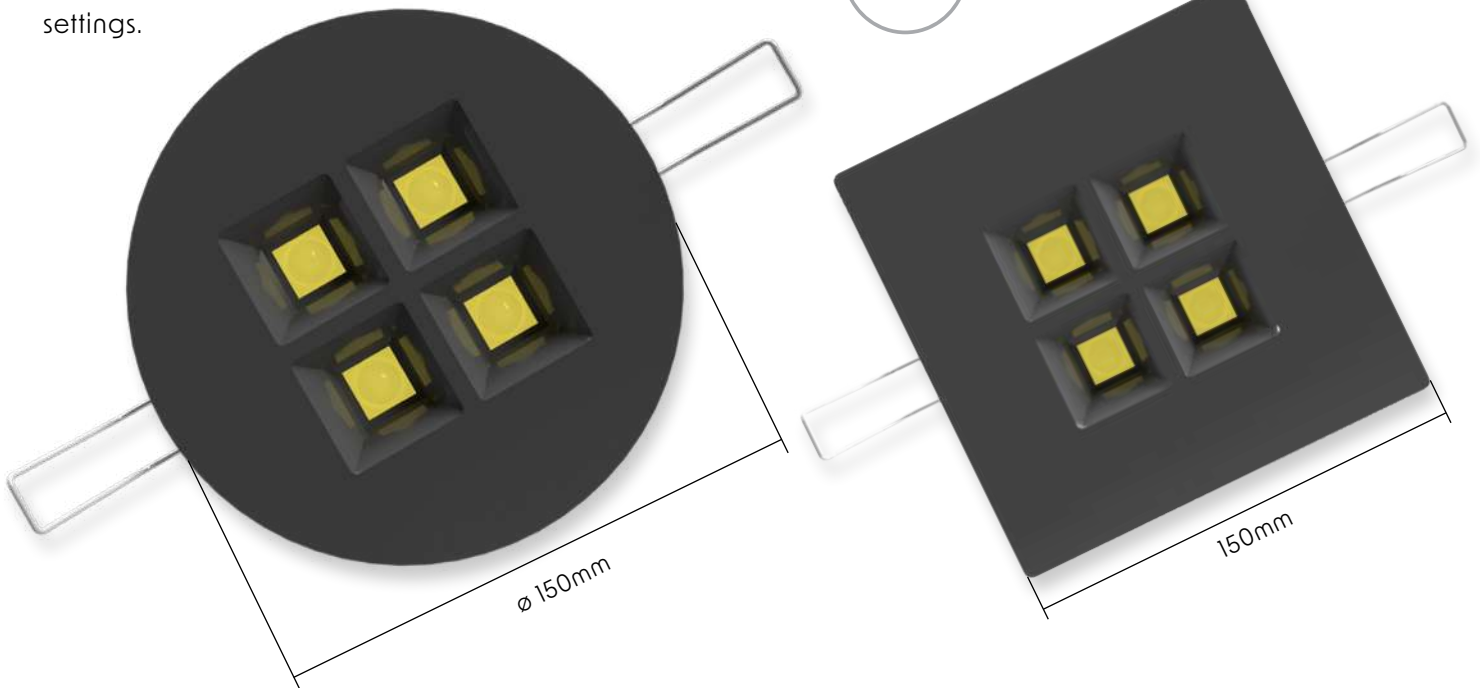
Main benefits:

This control extends to cost management, by tailoring the lighting setup to your specific needs, you can minimize energy usage and reduce the number of fittings required. All these cost savings are possible based on your decisions, making you the master of both your lighting environment and budget.

Areas of use: offices, retail and hospitality settings.

CRI	80+/90+
Room temp (Ta)	30°C
Optic	Lens
IP rating	40
UGR rating	<16
Mounting	Recessed
Lens availability	65° or 90° or Asym
Lifetime	60 000 hrs
Raw efficacy	Up to 205 lm/w

● ○ Available in Black & White



KELVINS & CRI OPTIONS

CRI >95	3000K	4000K	5000K	6500K
CRI >80	3000K	4000K	5000K	6500K

We offer a variety of options and configurations to suit your needs. Our team can customize solutions based on your specific requests. Feel free to get in touch with us to discuss the available options.

595x595

IP
40

DLBR-LED RECESSED PANEL



5 year warranty:
Please visit
www.energywise.co.za

Less is more

Introducing our innovative panel light, designed with spaced-out lights to distribute uniform, even glare-free illumination across a wide surface area. This advanced design ensures that light is not concentrated in one spot but evenly spread, covering more space efficiently.


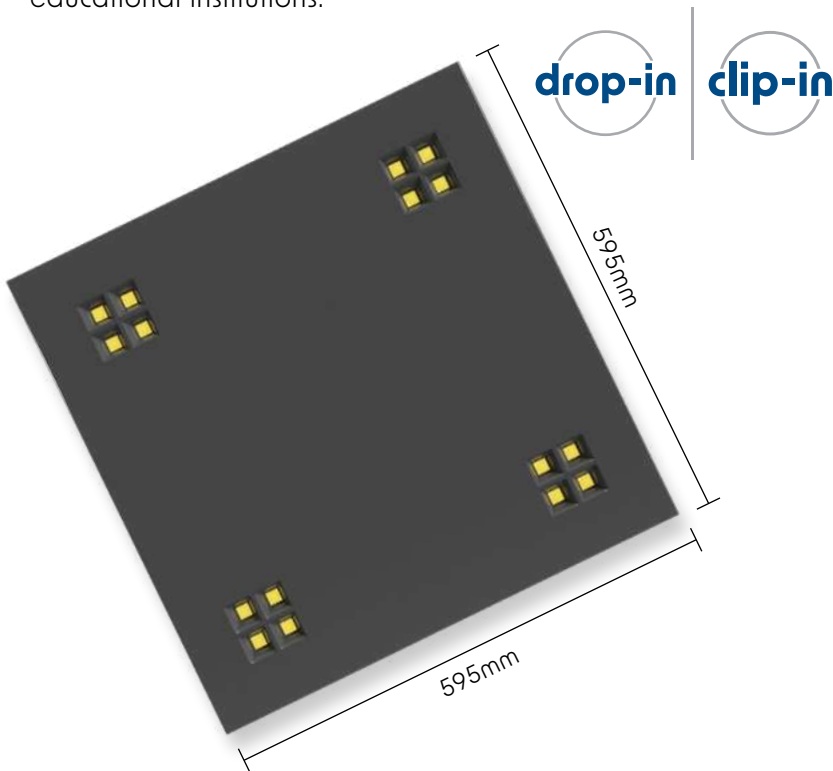
Main benefits:

The result is beautiful glare-free illumination delivering exceptional aesthetic effect. Available in four different orientations, allowing for versatile installation options to perfectly suit any layout or design requirement.


Areas of use: offices, healthcare facilities and educational institutions.

CRI	80+/90+
Room temp (Ta)	30°C
Optic	Lens
IP rating	40
UGR rating	<16
Dimensions	595x595mm
Lens availability	65° or 90° or Asym
Lifetime	60 000 hrs
Raw efficacy	Up to 205 lm/w

  Available in Black & White



LINEAR GRID CONFIGURATIONS



KELVINS & CRI OPTIONS				
CRI >95	3000K	4000K	5000K	6500K
CRI >80	3000K	4000K	5000K	6500K

We offer a variety of options and configurations to suit your needs. Our team can customize solutions based on your specific requests. Feel free to get in touch with us to discuss the available options.

1195x595

IP 40

DLBR-LED RECESSED PANEL



5 year warranty:
Please visit
www.energywise.co.za

King of office lighting

Our panel light reigns supreme in office lighting, offering very low glare and flicker-free illumination. Perfect for high-performance environments, it ensures visual comfort and reduces eye strain, ultimately boosting productivity and enhancing workplace well-being.

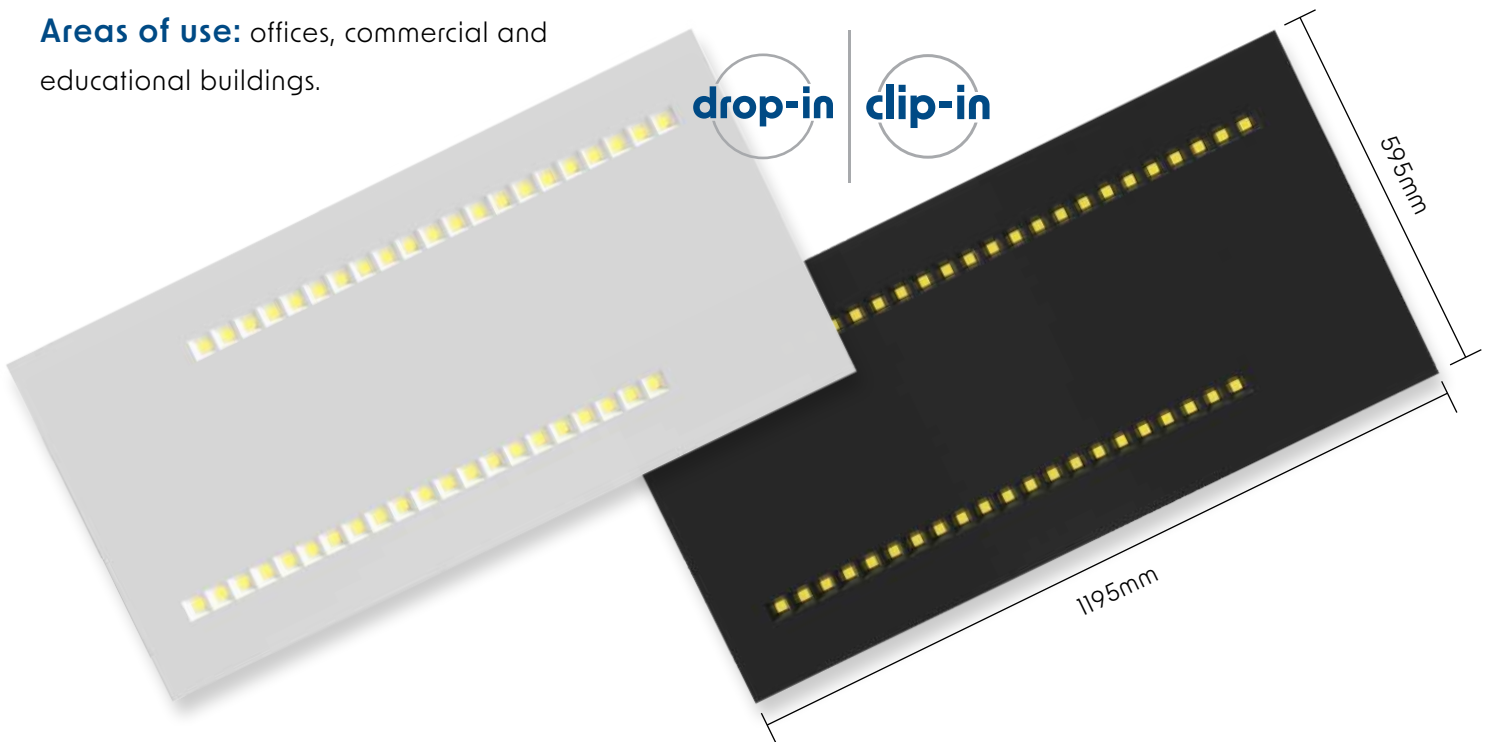
Main benefits:

Designed for convenience, it features a drop-in or clip-in installation process that fits effortlessly into standard ceiling slots, eliminating the need for additional mounting hardware. This hassle-free installation process saves time and reduces labor costs, making it an ideal choice for quick upgrades and new installations alike.

Areas of use: offices, commercial and educational buildings.

CRI	80+/90+
Room temp (Ta)	30°C
Optic	Lens
IP rating	40
UGR rating	<16
Dimensions	1195x595mm
Lens availability	65° or 90° or Asym
Lifetime	60 000 hrs
Raw efficacy	Up to 205 lm/w

● ● Available in Black & White



KELVINS & CRI OPTIONS				
CRI >95	3000K	4000K	5000K	6500K
CRI >80	3000K	4000K	5000K	6500K

We offer a variety of options and configurations to suit your needs. Our team can customize solutions based on your specific requests. Feel free to get in touch with us to discuss the available options.

LINEAR

IP
40

DLBR-LED 4-300 (40x52mm)



5 year warranty:
Please visit
www.energywise.co.za

Sleek and modern

The DLBR-LED 4-300 exemplifies contemporary design, making it a stylish and functional addition to any modern space. This light fitting is not only a source of illumination but also a sophisticated piece that enhances the aesthetic appeal of the environment.

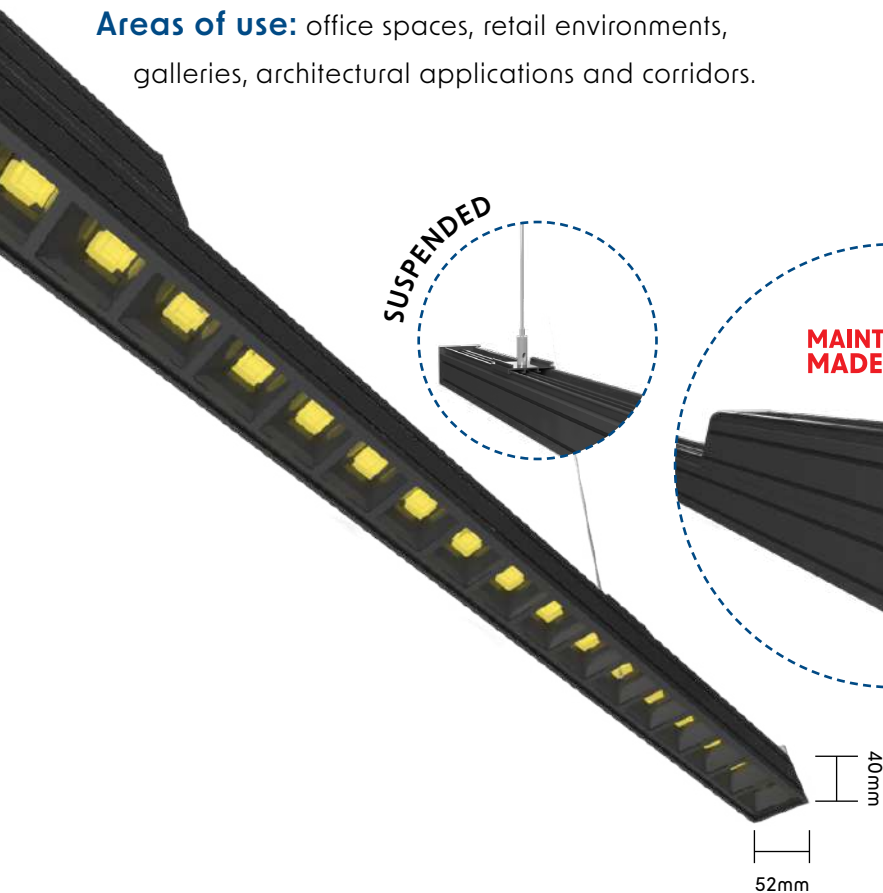
Main benefits:

The top-mounted driver casing can benefit from better natural convection currents, aiding in the dissipation of heat. Effective cooling is crucial for the longevity and performance of the driver, and a top position help achieve this.

Areas of use: office spaces, retail environments, galleries, architectural applications and corridors.

CRI	80+/90+
Room temp (Ta)	30°C
Optic	Lens
IP rating	40
UGR rating	<16
Dimensions HxW	40mmx52mm
Lens availability	65° or 90° or Asym
Lifetime	60 000 hrs
Raw efficacy	Up to 205 lm/w

 Available in Black & White



quick and easy!

Top-mounted driver casing allows for swift maintenance in the event of repair or replacement.

reduced costs!

Faster and easier maintenance translates to lower labour costs and less operational downtime, contributing to overall cost savings.

KELVINS & CRI OPTIONS

KELVINS & CRI OPTIONS				
CRI >95	3000K	4000K	5000K	6500K
CRI >80	3000K	4000K	5000K	6500K

We offer a variety of options and configurations to suit your needs. Our team can customize solutions based on your specific requests. Feel free to get in touch with us to discuss the available options.

LINEAR

IP
40

DLBR-LED 8-300 (80x52mm)



5 year warranty:
Please visit
www.energywise.co.za

Legend in the making

Having inherited the famous 8000 housing channel, the 8-300 is on a path to redefine excellence in the lighting industry. Building on the robust foundation and proven performance of it's predecessor with a new set of lens and optics, the 8-300 is truly a legend in the making.

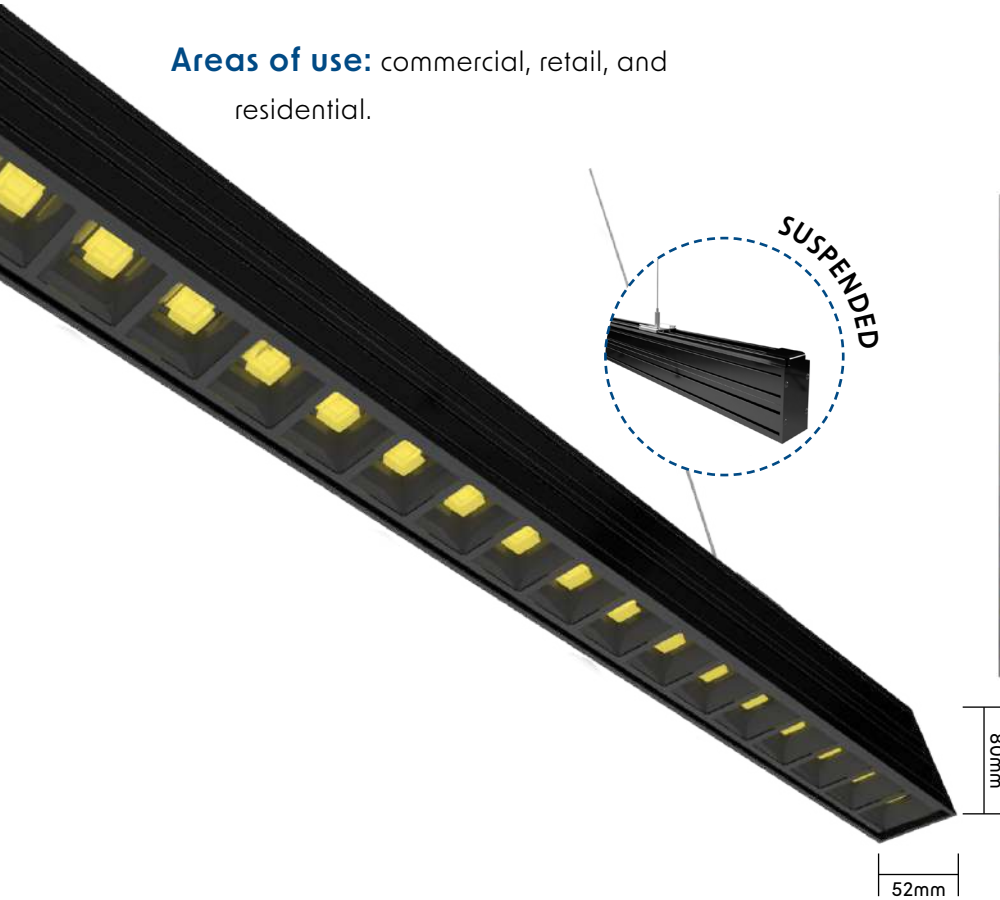
Main benefits:

The innovative double 8000 channel design of the 8-300 light fitting securely accommodates the driver within its dedicated section. This strategic placement keeps the driver away from the lens and primary wiring, ensuring optimal performance.

CRI	80+/90+
Room temp (Ta)	30°C
Optics	Lens
IP rating	40
UGR rating	<16
Dimensions HxW	80mmx52mm
Lens availability	65° or 90° or Asym
Lifetime	60 000 hrs
Raw efficacy	Up to 205 lm/w

● ○ Available in Black & White

Areas of use: commercial, retail, and residential.



KELVINS & CRI OPTIONS				
CRI >95	3000K	4000K	5000K	6500K
CRI >80	3000K	4000K	5000K	6500K

We offer a variety of options and configurations to suit your needs. Our team can customize solutions based on your specific requests. Feel free to get in touch with us to discuss the available options.

MODULAR

DLBR-LED SQUARE HALO

IP 40



5 year warranty:
Please visit
www.energywise.co.za

Focused task lighting

Introducing Halo, a square-shaped lighting configuration, designed specifically for focused task lighting. Perfect for any environment where precision and clarity are paramount, this lighting solution ensures that every detail is illuminated with excellence.

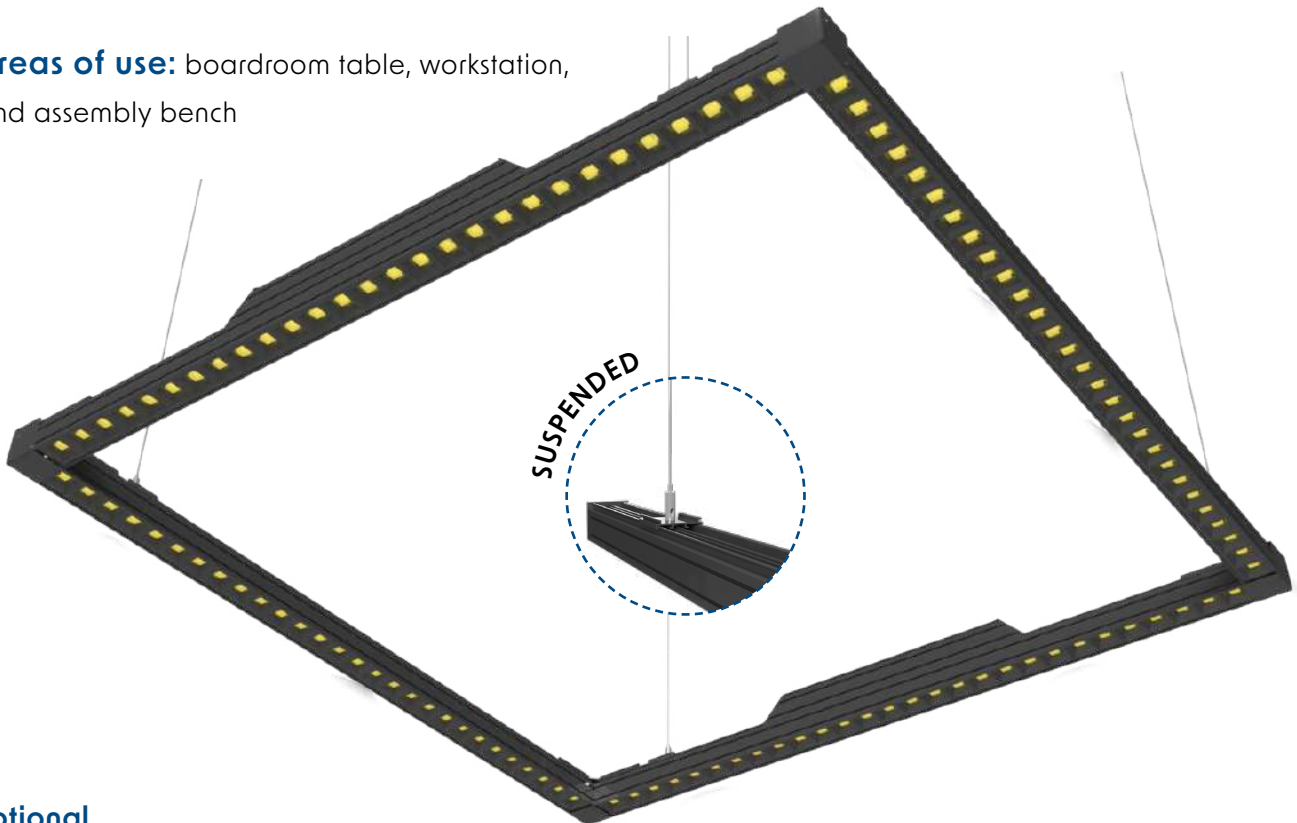
Main benefits:

The Halo can be customized to perfectly suit your specific requirements. Available in various shapes and lengths, you can tailor The Halo to fit your unique workspace design and lighting.

Areas of use: boardroom table, workstation, and assembly bench

CRI	80+/90+
Room temp (Ta)	30°C
Optic	Lens
IP rating	40
UGR rating	<16
Dimensions	1150x1150mm
Lens availability	65° or 90° or Asym
Lifetime	60 000 hrs
Raw efficacy	up to 205 lm/w

  Available in Black & White



Optional
Top-mounted or remote driver casing.

KELVINS & CRI OPTIONS

CRI >95	3000K	4000K	5000K	6500K
CRI >80	3000K	4000K	5000K	6500K

We offer a variety of options and configurations to suit your needs. Our team can customize solutions based on your specific requests. Feel free to get in touch with us to discuss the available options.

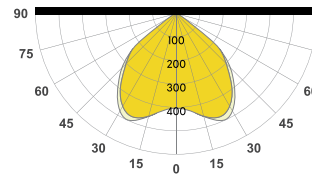
Distribution Options

Light exactly where you need it

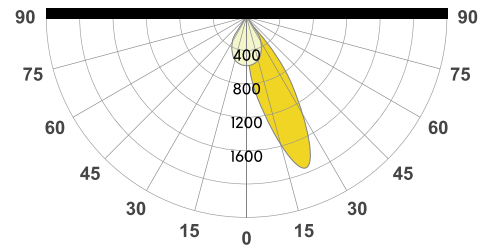
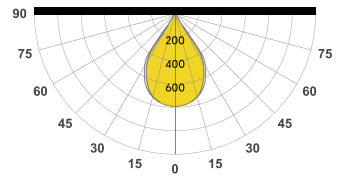
Discover the power of DLBR (Double low brightness), a lighting solution engineered to channel illumination precisely where it's needed, revolutionizing your space with unparalleled clarity and comfort. With its advanced recessed diffused low UGR (Unified Glare Rating) lens, DLBR-LED not only minimizes glare but also ensures uniform light distribution, creating a visually stunning environment without compromising on comfort.

Say goodbye to harsh reflections and uneven lighting as DLBR-LED effortlessly directs light to enhance every corner of your space. Experience the perfect balance of aesthetics and functionality, where precision meets elegance.

65° Distribution



90° Distribution



Asym Distribution

A Closer Look

Engineered to the highest standards.

Driver

The driver powering this elegant light is housed within the fitting body to add to that slick, simple design. Suitable for tougher South African conditions and designed to last up to 70 000 hours.

LEDs

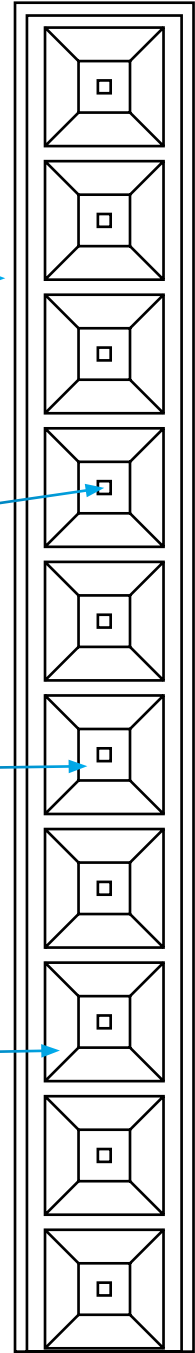

With Tunable White technology, the modules can be adjusted to any color temperature ranging from 2700K to 6500K.

Optics

The advanced optics, available in 65°, 90°, and asymmetrical light emission angles, deliver exceptionally glare-free illumination with high color consistency (CLC) and optimal lighting uniformity.

Honeycomb Grid

Available in linear or modular, with a 40 mm light point distance and fine matte finish. Easily clipped onto optics, they deliver glare-free, uniform lighting with high efficiency.



Installation

Easy to install, Saving you time & money


The DLBR-LED family are simple to install with a few different mounting options. Please specify your preference when ordering your LEDrail.

Linear




Ceiling Mount

A simple system to mount your new fittings directly to most ceilings.




Suspended Mount

For hanging the fitting at your desired height.



Floating Mount

A mount for areas where a ceiling mount isn't possible.



P2000 Mount

For hanging the fitting on a P2000 trunking.

Modular



Clip-in mounting

The fitting is recessed in place using torsion springs.



Drop-in mounting

The fitting sits flush with the file, held securely in place by T-frames.

Disclaimer:

Although every effort is made to ensure that at the time of publication, the technical details here within, are accurate, true and in line with the latest production specifications, we do reserve the right to change or upgrade any of the details without prior notice, agreement or warning, for any of our products or components.

Our products and their performance are in constant evolution through:
- technology upgrades to improve energy efficiency and performance, increased safety and cost effectiveness

- to comply or conform to suppliers updates or according to new safety standards.

The true nature of any upgrade is always to provide a better product, therefore, there will be no recourse for any complaints or claims of any nature regarding changes to specs.

We are ISO 9001-2015 compliant and our assembly line follows IEC 60958 guidelines – our products are covered by a Product Liability Policy.

Our LED products are covered by a 5 year warranty*

*T&C's apply, please check with Head Office for further details.

Effective lumen output after warmup:

We follow the same practice as other professional manufacturers in providing Effective Performance Data (Lumens, Watts and L&B) that are inclusive of driver and LED thermal losses during the warm-up period.

This can only be achieved by performing the Energy and Photometric Measurement after the LED, within the fitting, is left ON, until a stable and constant Lumen output is reached, ie. reaching a thermally stable condition within the LED assembly at a Ta of 25°C.

Unfortunately it's not uncommon to find suppliers using incomplete data suggesting Efficacy Lumen value to be 10 to 20% higher than the True Effective value.

This misrepresentation is achieved by using Raw LED photometric data that does not include any of the driver losses (generally 2-5 %) and any thermal adjustment losses (this can take 20-240 min & account for 7-15%)

In some extreme cases Effective Lumen is completely misquoted and only the Raw value is mentioned with much higher values.

In both these cases True Effective Lumen is misrepresented and unlawful.

Features

Standard across the DLBR-LED range.



Indoor



Serviceable: All units are serviceable and all parts replaceable.



5000K Standard, 3000K, 4000K, 6500K on request.



Colour rendition index 80+/90+



Tuneable white



Top Bin Chips <3 MacAdams



Modular.



Earth connection and CLASS I insulation fixture.



Voltage surge protection 2Kv~4Kv.



Recessed



Suspended or ceiling mounted



Sustainably Recyclable.



World Class L&B Life Rating.



5 year warranty:
Please visit
www.energywise.co.za

QMS-DLBR-EWBR-240918

Extras

Optional Extras.



Casambi bluetooth technology.

Bluetooth™



All units can be fitted with Dali (dimnable) or bi-level driver.



Replaceable 10kv surge protection modules available.



IES files available.



VOLTpro



Different colour options

Designed and
Manufactured by

energywise®

Better Light
Through Research.

sales@energywise.co.za | www.energywise.co.za

T: +27 31 764 2345 / +27 87 941 0012

Physical address: Unit 5 Edstan Business Park, 2 Ibhubs Road, Riverhorse Valley, Durban, South Africa, 4017

Postal address: PO Box 1166, Kloof, South Africa, 3640



Energywise lighting options

Energywise specialises in LED luminaires for industrial, EX, commercial and horticultural applications.

Lights on

INDUSTRIAL



Bay XP
Factories, Warehouses,
Cold rooms etc.

Standard
Height: 6-25m
IP: 65
Temp: 40/65°C

Bay XL
Factories, Warehouses,
Supply rooms etc.

Standard
Height: 3-20m
IP: 40
Temp: 30°C

Bay XE
Factories, Warehouses,
Supply rooms etc.

Standard
Height: 6-25m
IP: 20
Temp: 30°C

DUSTPROOF
Warehouses, Car
parks, Corridors.

Standard
Height: 2.5-8m
IP: 66
Temp: 35°C

Torch Bulkhead
Heavy industrial areas.

Standard
Height: 2-10m
IP: 65
Temp: 30°C



RETROFIT



Bay XF
Get the job done,
Glare-Free.

Standard
Height: 2-10m
IP: 20
Temp: 30°C

Plate XP
Swiss army knife
of lighting.

Standard
Height: 0.35m
IP: 65
Temp: 35°C

TOBLO bay
Factories, Warehouses,
Supply rooms etc.

Standard
Height: 6-25m
IP: 20
Temp: 40/30°C

Retrofit 44
Converting old HID
tech to LED

Standard
Height: 8m
IP: 00
Temp: 30°C


Retrofit 22
Converting old HID
bulkhead to LED

Standard
Height: 10m
IP: 00
Temp: 35°C

Bricklight
Recessed wall light

Standard
Height: 2m
IP: 00
Temp: 30°C

RETAIL & COMMERCIAL



LEDrail 1000
Shops, Production
facilities, parking

Standard
Height: 2.5-10m
IP: 40
Temp: 30°C

LEDrail 2000
Shops, Sheds,
Underground parking

Standard
Height: 2.5-10m
IP: 40
Temp: 30°C

LEDrail 4000
Retail, board rooms,
department stores.

Standard
Height: 2.5-6m
IP: 40
Temp: 35°C

LEDrail 8000
Retail, board rooms,
department stores.

Standard
Height: 2.5-6m
IP: 40
Temp: 35°C

LEDrail 4-1000
All retail outlets,
showrooms, offices etc




Standard
Height: 2.5-10m
IP: 40
Temp: 35°C

LEDrail 4LCO
Shops, Production
facilities, showrooms etc

Standard
Height: 2.5-10m
IP: 40
Temp: 35°C

Linear 4-300
Glare free
precision lighting

Standard
Height: 2.5-10m
IP: 40
Temp: 35°C



EX



Downlighter
Offices, retail and
hospitality settings.

Standard
Height: 0.15m
IP: 40
Temp: 30°C

Panel 595x595
Offices, healthcare,
educational facilities.

Standard
Height: 0.6m
IP: 40
Temp: 30°C

Panel 1195x595
Offices, commercial,
educational settings.

Standard
Height: 0.6m
IP: 40
Temp: 30°C

EX Bay XP
Factories, Warehouses,
Mills, Marine etc.

Standard
Height: 6-25m
IP: 65
Temp: 40°C

**EX DUSTPROOF
PREMIUM** Warehouses,
Car parks, Mills.

Standard
Height: 2.5-8m
IP: 65
Temp: 35°C


EX DUSTPROOF
Warehouses, Car
parks, Corridors, Mills.

Standard
Height: 2.5-8m
IP: 65
Temp: 35°C

EX Pod
Factories, Mines,
Marine etc.

Standard
Height: 2-5m
IP: 68
Temp: 40°C

EARTH



Job done

EX Torch
Heavy industrial
areas.

Standard
Height: 2-10m
IP: 65
Temp: 40°C

EARTHbay
Horticulture, Open
areas etc

Standard
Height: 2.5m
IP: 65
Temp: 35°C

EARTHplate
Horticulture, Rack/
Under shelf etc

Standard
Height: 0.5m
IP: 65
Temp: 35°C

EARTHpod
Horticulture,
Propagation, Racks etc.

Standard
Height: 0.2m
IP: 65
Temp: 35°C

EARTHaxis
Grow tent
horticulture

Standard
Height: 0.2m
IP: 65
Temp: 35°C

energywise

Better light
through research.