

TOBLO Bay

A mighty glow, at a modest price.

The Toblo Bay combines robust performance with economical design, packing much of the punch of its more luxurious counterparts without unnecessary frills. A true no-nonsense workhorse. Engineered to light where you need it most, a perfect blend of strength and affordability. Featuring a substantial lumen output and a choice of six optics, delivering robust illumination from significant heights.

SPEC SHEET

TOBLO 6R

Raw Lumen:
Effective Lumen:

102

20,534 lm
18,150 lm

Wattage:
Raw Efficacy:
Effective Efficacy:

115W
179 lm/w
158 lm/w

Max Ta:
L&B:
Hrs:

30°C
L90 B10
50 000 Hrs

103

28,959 lm
26,520 lm

159W
182 lm/w
167 lm/w

30°C
L90 B10
50 000 Hrs

Fitting Size:

600 x 100mm

1000 x 100mm



kV Protection:
4kV surge protection



5000K standard
3000K, 4000K,
6500K available
CR>80 R9>13



IP20-55
Indoor



Impact Resistance:
IK08/5J



Lenses:
4 Options



Construction & Fasteners:
Aluminum & SS306

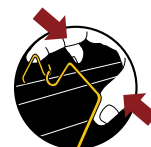
KEY FEATURES

LENSES

- 4 different optics for multiple lens combinations.

3 SIZE OPTION

- TOBLO Bay 102
- TOBLO Bay 103
- TOBLO Bay 104



P2000 Mount



Shackle / Pendant

OPTICS

- Impact rating IK08/5J

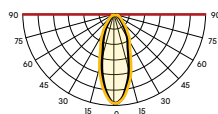
MOUNTING OPTIONS

- P2000 mounting - Standard
- Suspended by chain or steel cable

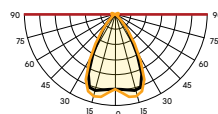


*25°C is for Textbooks, Not Africa's Sun:
All EW Lights are designed for the 30°C Reality. Minimum.

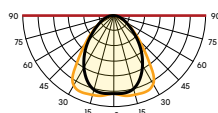
4 Distribution Options



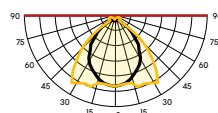
30°
High Ceilings



60°
Medium High Ceilings



90°
Open Areas



110°
General Lighting

Designed and
Manufactured by

energywise

**Better Light
Through Research.**

sales@energywise.co.za | www.energywise.co.za
T: +27 31 764 2345 / +27 87 941 0012

Physical address: Unit 5 Edstan Business Park, 2 Ibhuhesi Road, Riverhorse Valley, Durban, South Africa, 4017
Postal address: PO Box 1166, Kloof, South Africa, 3640

5 year warranty:
Please visit
www.energywise.co.za

